



# Remote Backup for POS

Remote Backup Manager (RBM)  
Overview

# Installation of RBM

Install Remote Backup Manager

If you already have an account set up click on “Already have an account.” Then type in your Login Name and password.

If new account, sign up for trial account.



# Installation of RBM

This is the initial screen after your logged in.

Provides statistics of your account, Quota Usage, and logs from past backups.

Integrity Remote Backup Manager

**Integrity RBM**

Backup

Restore

Save Setting Quit

Summary (Integrity Systems)

Quota Usage

Used : 69.06G / 100G (69%)

Data : 69.03G (82,665 files)

Recycle Bin : 34.46M (4,846 files)

Statistics

Total Backup : 250.81G (245,756 files)

Total Restore : 3.3G (1,504 files)

Backup Log

Restore Log

Last Backup

No backup log found

**INTEGRITY**  
System Solutions

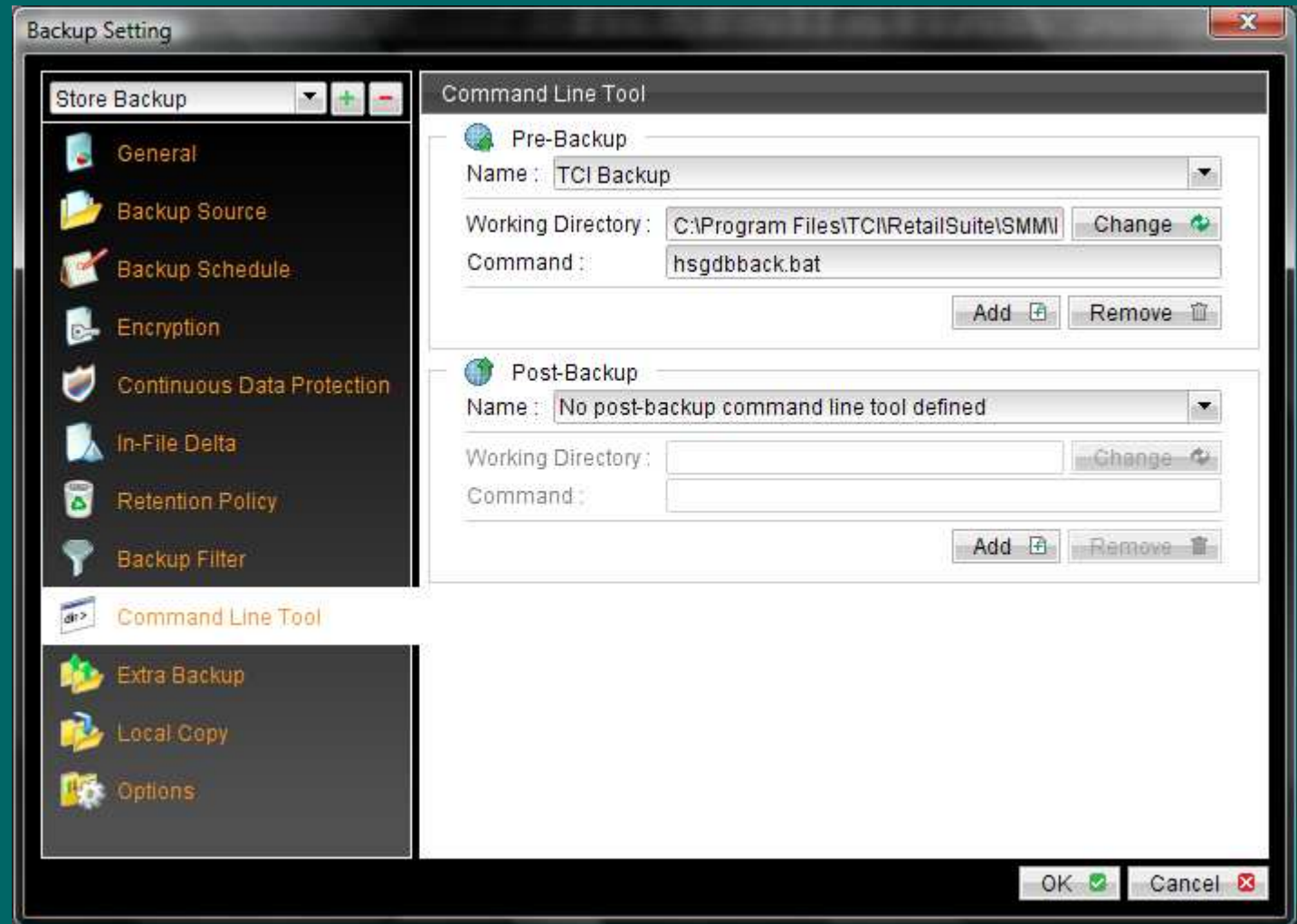
- Web Site Design
- Web Site Hosting
- Remote Backup

Contact us today for your Solution! - (405) 227-9492

# Installation of RBM

Use the Command Line tool to schedule tasks that need to be ran on your PC. This will also monitor that task.

In this case, we are monitoring TCI backups.

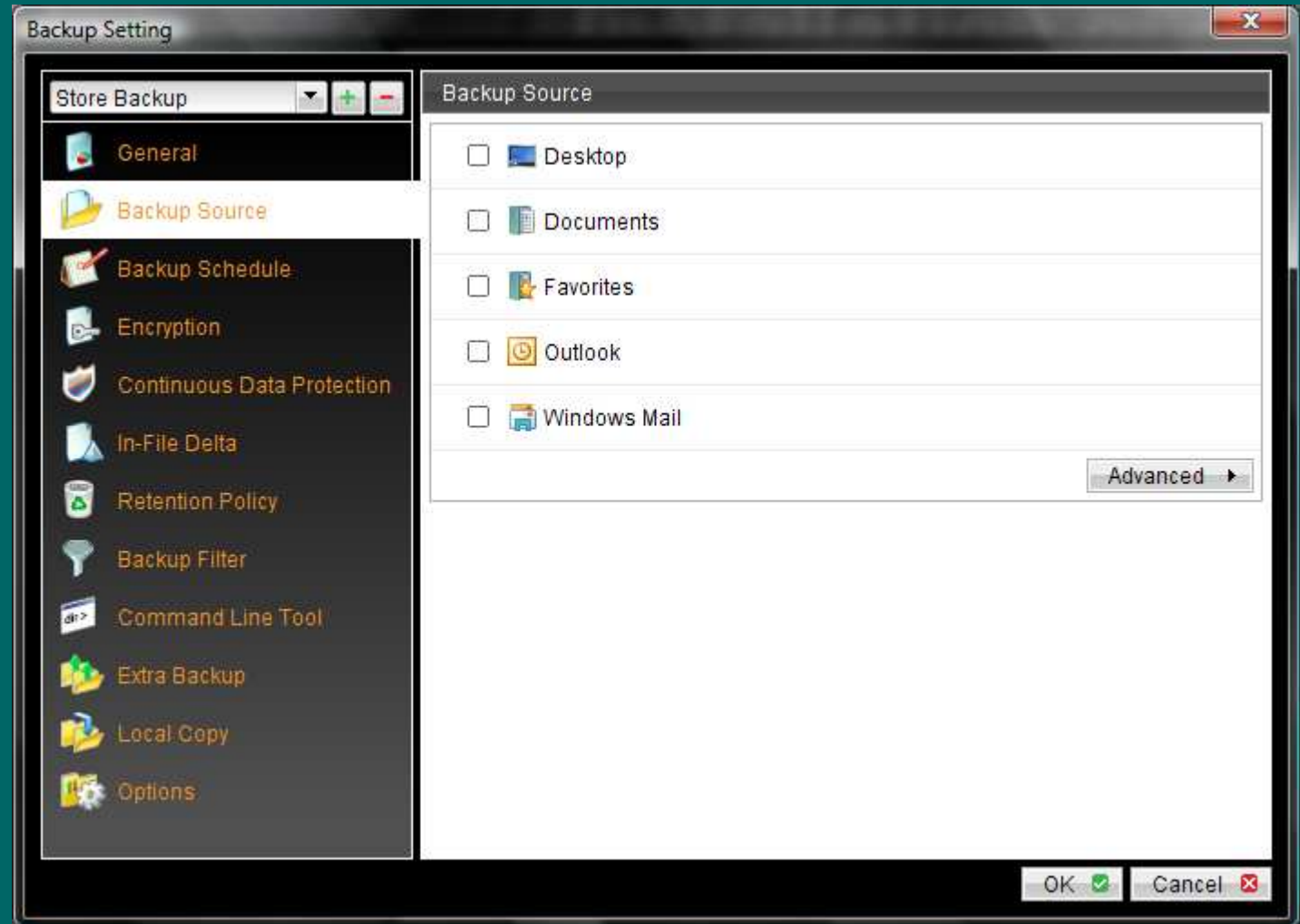


# Installation of RBM

Define your Backup Sources.

Quick links on the main page for Desktop, My Documents, emails....

Click on Advance button ....

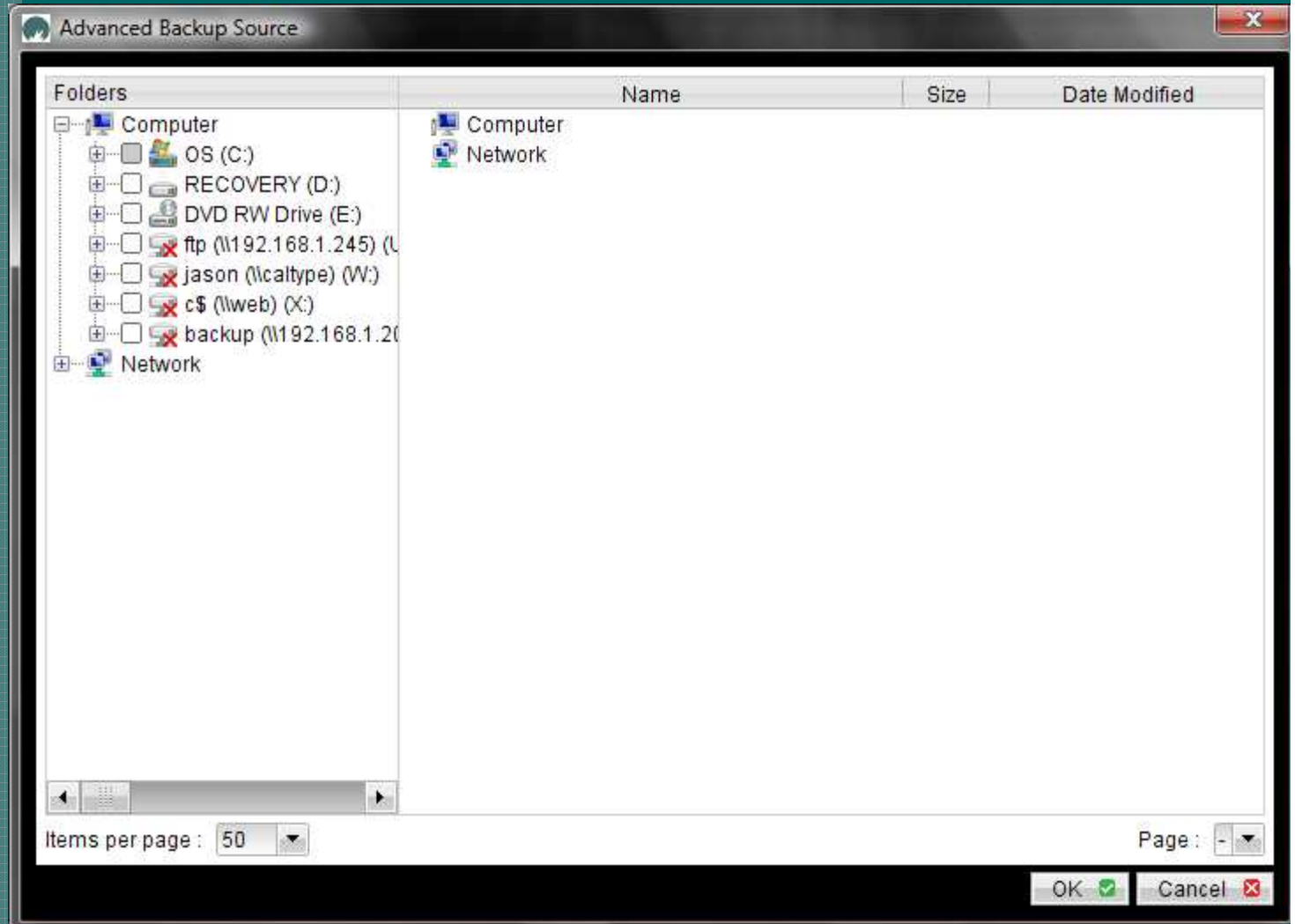


# Installation of RBM

Advance Tab

You can expand tree to backup folders and/or files.

Including networked drives!



# Restore Files after Crash

Click on  
Restore

Integrity Remote Backup Manager

Save Setting Quit

**Integrity RBM**

Backup

Restore

Summary (Integrity Systems)

Quota Usage

Used : 69.06G / 100G (69%)

Data : 69.03G (82,665 files)

Recycle Bin : 34.46M (4,846 files)

Statistics

Total Backup : 250.81G (245,756 files)

Total Restore : 3.3G (1,504 files)

Backup Log

Restore Log

Last Backup

No backup log found

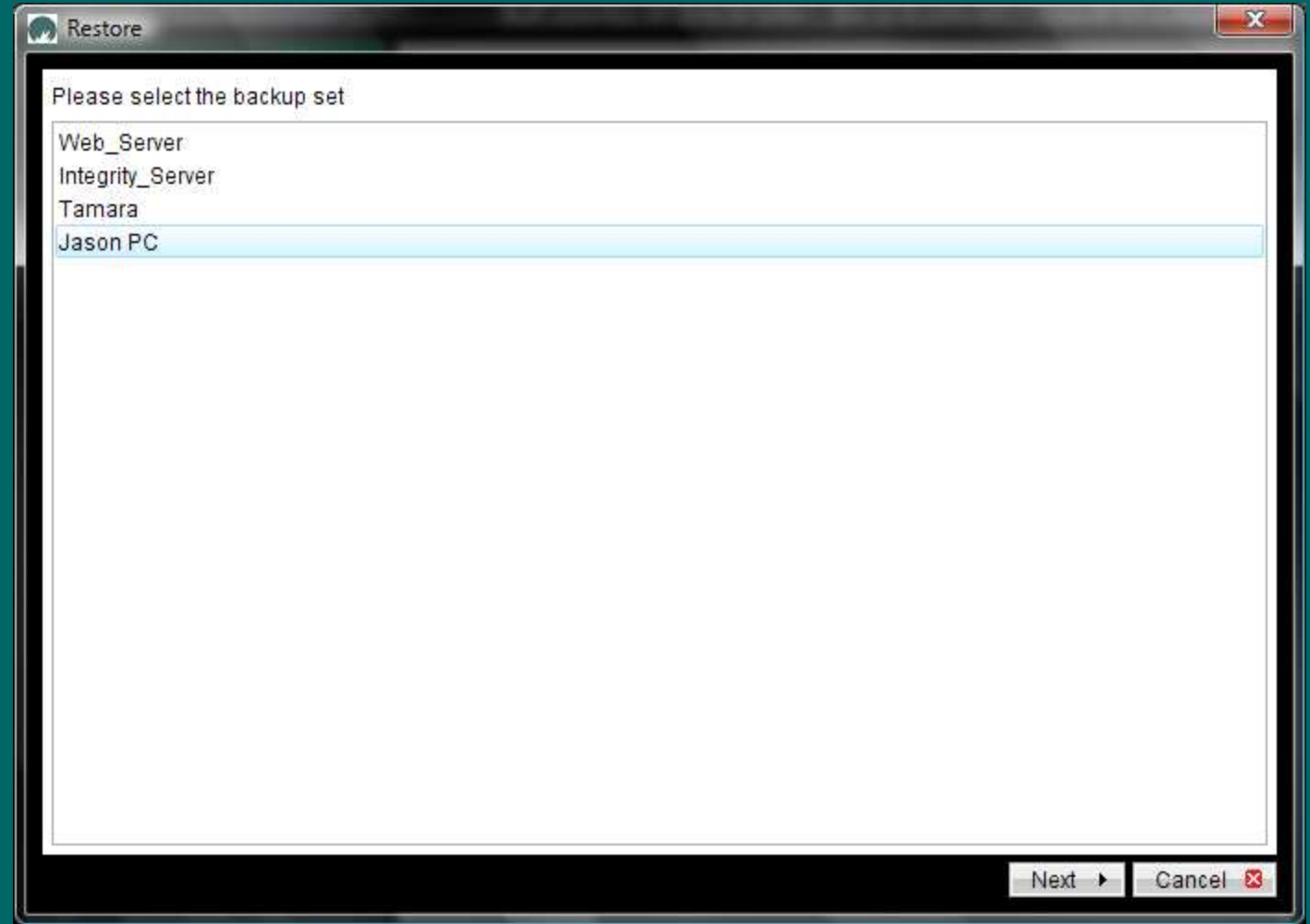
**INTEGRITY**  
System Solutions

- Web Site Design
- Web Site Hosting
- Remote Backup

Contact us today for your Solution! - (405) 227-9492

# Restore Files after Crash

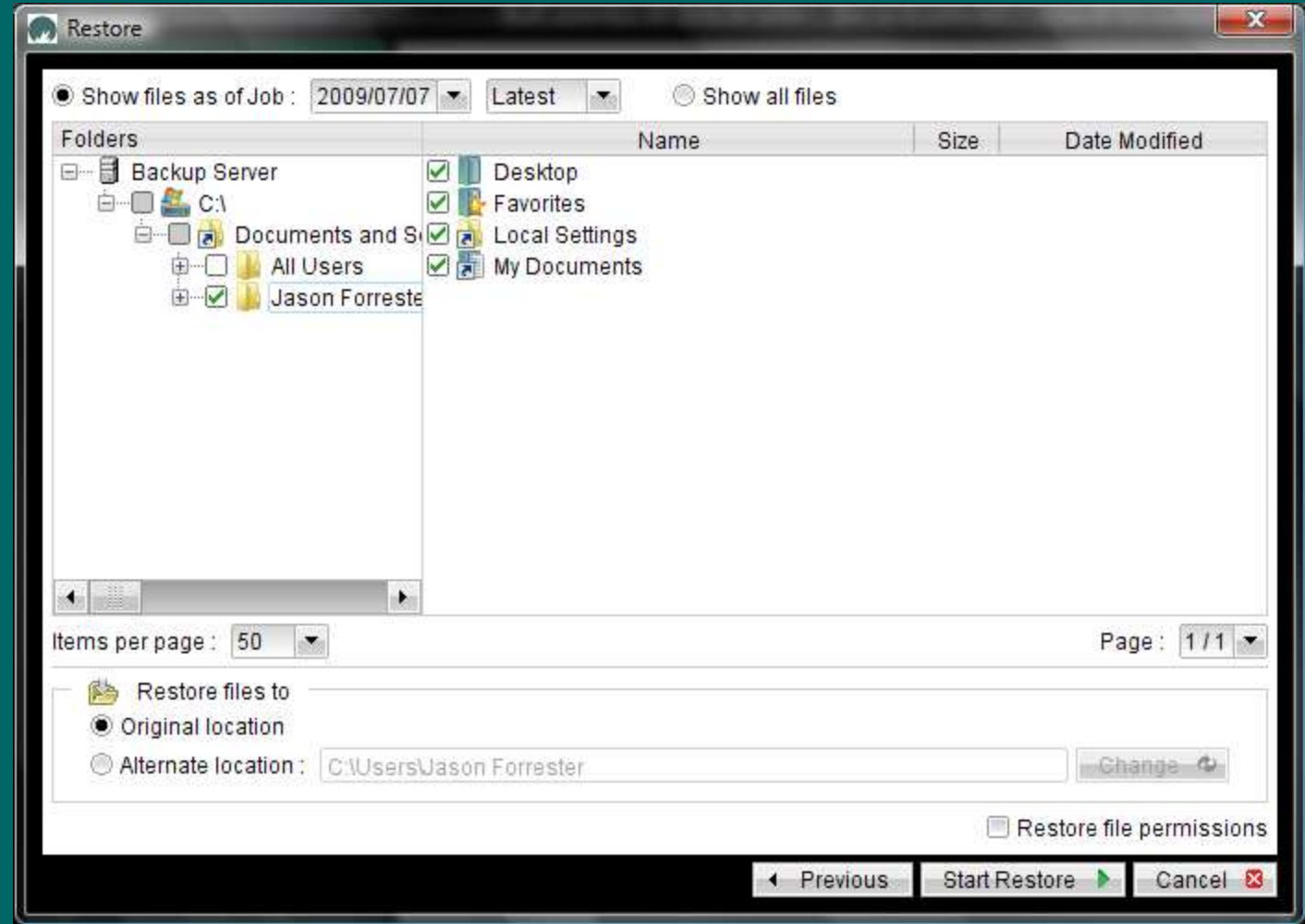
Select a backup set to restore from.



# Restore Files after Crash

Select Files to restore and location to restore. Also select date and time of files to restore from.

Click State Restore to begin.



# Remote Backup Portal

To access the Remote Backup Portal, goto myPOSbackups.com.

The screenshot shows the Integrity Remote Backup Server web portal in Internet Explorer. The browser address bar displays <http://www.integrityok.com:2774/>. The page title is "Integrity Remote Backup Server". The navigation menu includes "Administrator Login" and "User Login". The main content area features a diagram illustrating the backup architecture: Integrity Remote Backup Manager (RBM) and Integrity ACB (Agent Client Backup) connect to the Integrity Remote Backup Server (RBS). The RBS then connects to the Integrity Replication Server (RPS). Below the diagram is a login form with the following fields:

- Login Name : Jason2000
- Password : [Empty]
- remember my login name (checked)
- Login button

The left sidebar contains the following sections:

- Introduction
  - Understanding Integrity Remote Backup Suite
    - Integrity Remote Backup Manager (Integrity RBM) is a full-featured client application used to backup data to the Integrity RBS.
    - Integrity A-Click Backup (Integrity ACB) is a lite client application for easy backup / recovery of files to / from the Integrity RBS.
    - Integrity Replication Server (Integrity RPS) provides an offsite store for backed up data from multiple Integrity RBSs.
- Getting Started with Integrity RBM
- Getting Started with Integrity ACB
- Key Features
- Documentations
- System Management
- Contact us

At the bottom of the page, there is a section for "SYSTEM MESSAGES". The browser status bar at the bottom indicates "Internet | Protected Mode: On" and a zoom level of 100%.

# Remote Backup Portal

Click “User Logon” at the top.

Enter User Name and Password to login. Same ones used to access software.

The screenshot displays the Integrity Remote Backup Server web portal. The browser address bar shows the URL <http://www.integrityok.com:2774/>. The page title is "Integrity Remote Backup Server". The navigation menu on the left includes links for "Introduction", "Getting Started with Integrity RBM", "Getting Started with Integrity ACB", "Key Features", "Documentations", "System Management", and "Contact us". The main content area features a diagram illustrating the backup architecture, showing the "Integrity Remote Backup Manager" and "Integrity ACB" connected to the "Integrity Remote Backup Server". The login form on the right includes the following fields and elements:

- Navigation links: [Administrator Login](#) | [User Login](#)
- Diagram: Integrity Remote Backup Manager, Integrity ACB, Integrity Remote Backup Server
- Login Name:
- Password:
- Login button:
- Remember my login name:

At the bottom of the page, there is a section for "SYSTEM MESSAGES" and a status bar indicating "Internet | Protected Mode: On" and "100%" zoom level.

# Remote Backup Portal

User Summary  
of Backup Set  
defined.

You are able to  
change  
Account  
Information  
from this  
screen.

The screenshot displays the Integrity Remote Backup Server web portal. The browser address bar shows the URL <http://www.integrityok.com:2774/>. The page title is "Integrity Remote Backup Server". The navigation menu includes "Profile", "Backup Set", "File Explorer", "Report", "Statistics", and "Logout".

The main content area is titled "User Summary" and contains a table with the following data:

No.	Backup Set	Data Area**	Retention Area**	Total Upload*	Total Restore*
1.	Web_Server	5.88G / 13.86G [ 58% ] [ 25995 ]	600.69M / 3.85G [ 85% ] [ 5397 ]	7.69G [ 74220 ]	448.76M [ 1499 ]
2.	Integrity_Server	232.66M / 342.88M [ 33% ] [ 7242 ]	1.17M / 5.03M [ 77% ] [ 83 ]	2.06G [ 12049 ]	0 [ 0 ]
3.	Tamara	10.1G / 10.39G [ 3% ] [ 2602 ]	128.22M / 123.97M [ 0% ] [ 53 ]	13.63G [ 3314 ]	0 [ 0 ]
4.	Jason PC	60.67G / 65.76G [ 8% ] [ 43432 ]	0 / 0 [ 0% ] [ 0 ]	60.01G [ 45626 ]	45.85M [ 6 ]
Total		76.83G / 90.32G [ 15% ] [ 83669 ]	726.88M / 3.97G [ 83% ] [ 4927 ]	261.23G [ 256391 ]	3.34G [ 1510 ]

\* Unit : Compressed Size [Total No. of Files]  
\*\* Unit : Compressed Size / Uncompressed Size [Ratio] [Total No. of Files]

The "User Profile : Integrity Systems" section shows the following information:

- Alias: Integrity Systems
- Language: English
- Timezone: GMT-06:00 (CDT)
- Contact:
  - 1. Name: Integrity Systems [Remove]
  - Email: Jason@Integrityok.com
  - 2. Name: [Add]
  - Email: [Add]
- Add-on: Microsoft Exchange Server (Disable) . Microsoft SQL Server (Disable)

# Remote Backup Portal

You can change your Backup Sets from this screen. Once changes, these will update to selected PC.

http://www.integrityok.com:2774/ - Internet Explorer provided by Dell

http://www.integrityok.com:2774/

File Edit View Favorites Tools Help

Restore | Install Software Select Language

Profile | Backup Set | File Explorer | Report | Statistics Logout

Backup Set : Jason PC Add Remove

[Help] Name  
Jason PC

[Help] Type

- File
- Microsoft SQL Server
- Microsoft Exchange Server
- Oracle Database Server
- MySQL Database Server
- Lotus Domino
- Lotus Notes
- System State
- Microsoft Exchange Mail Level Backup

[Help] Backup Source

Backup the following files/directories :

1. C:\Documents and Settings\Jason Forrester\Desktop [Remove]
2. C:\Documents and Settings\All Users\Desktop [Remove]
3. C:\Documents and Settings\Jason Forrester\Favorites [Remove]
4. C:\Documents and Settings\All Users\Favorites [Remove]
5. C:\Documents and Settings\Jason Forrester\Local Settings\App [Remove]
6. C:\Documents and Settings\Jason Forrester\My Documents [Remove]
7. C:\ACEBU [Remove]
8. C:\Branding [Remove]
9. C:\DB [Remove]
10. C:\DELL [Remove]

\*\*\* SYSTEM MESSAGES \*\*\*

Done Internet | Protected Mode: On 100%

# Remote Backup Portal

You can also get Reports and Statistics from the links above, or look at file being backup from your locations.

The screenshot displays the Integrity Remote Backup Server web portal. The browser address bar shows the URL <http://www.integrityok.com:2774/>. The page title is "Integrity Remote Backup Server". The navigation menu includes links for "Restore", "Install Software", "Profile", "Backup Set", "File Explorer", "Report", "Statistics", and "Logout". The main content area features a "Storage Usage Summary" table for the month of 2009-07. The table has five columns: Date, Data Area\*, Retention Area\*, Uploaded Size\*, and Total Storage\*. The data is organized by date from 2009-07-01 to 2009-07-20, with an "Average" row at the bottom. A key at the bottom explains the terms "Data Area" and "Retention Area".

Date	Data Area*	Retention Area*	Uploaded Size*	Total Storage*
2009-07-01	68.74G [ 82389 ]	26.57M [ 4399 ]	0 [ 0 ]	68.76G [ 86788 ]
2009-07-02	68.74G [ 82453 ]	26.19M [ 4355 ]	10.25M [ 666 ]	68.77G [ 86808 ]
2009-07-03	68.8G [ 82440 ]	26.03M [ 4380 ]	63.36M [ 658 ]	68.83G [ 86820 ]
2009-07-04	68.82G [ 82476 ]	26.36M [ 4409 ]	18.15M [ 671 ]	68.84G [ 86885 ]
2009-07-05	68.82G [ 82534 ]	25.13M [ 3864 ]	9.5M [ 661 ]	68.85G [ 86398 ]
2009-07-06	68.83G [ 82575 ]	20.87M [ 4147 ]	12.07M [ 1046 ]	68.85G [ 86722 ]
2009-07-07	68.84G [ 82500 ]	25.54M [ 4849 ]	11.79M [ 670 ]	68.86G [ 87349 ]
2009-07-08	68.85G [ 82586 ]	22.61M [ 4222 ]	12.55M [ 692 ]	68.87G [ 86808 ]
2009-07-09	69.45G [ 82675 ]	30.84M [ 4175 ]	628.22M [ 714 ]	69.48G [ 86850 ]
2009-07-10	68.14G [ 82451 ]	1.79G [ 4464 ]	470.93M [ 699 ]	69.94G [ 86915 ]
2009-07-11	68.1G [ 82529 ]	1.84G [ 4465 ]	11.7M [ 682 ]	69.94G [ 86994 ]
2009-07-12	68.11G [ 82504 ]	1.84G [ 4119 ]	9.75M [ 634 ]	69.95G [ 86623 ]
2009-07-13	68.12G [ 82551 ]	1.84G [ 4438 ]	19.84M [ 1068 ]	69.96G [ 86989 ]
2009-07-15	69.43G [ 82656 ]	1.98G [ 5247 ]	1.52G [ 1643 ]	71.41G [ 87903 ]
2009-07-15	69.43G [ 82656 ]	1.96G [ 4018 ]	0 [ 0 ]	71.4G [ 86674 ]
2009-07-16	69.21G [ 82201 ]	451.97M [ 4249 ]	19.19M [ 677 ]	69.65G [ 86450 ]
2009-07-17	70.2G [ 83718 ]	400.71M [ 4247 ]	1,019M [ 2120 ]	70.59G [ 87965 ]
2009-07-18	72.94G [ 83726 ]	401.59M [ 4275 ]	2.74G [ 695 ]	73.33G [ 88001 ]
2009-07-19	74.32G [ 83787 ]	400.97M [ 3917 ]	1.39G [ 724 ]	74.71G [ 87704 ]
2009-07-20	75.67G [ 83797 ]	391.53M [ 4117 ]	1.35G [ 1001 ]	76.05G [ 87914 ]
<b>Average</b>	<b>69.68G [ 82760 ]</b>	<b>690.9M [ 4317 ]</b>	<b>474.23M [ 786 ]</b>	<b>70.35G [ 87077 ]</b>

\* Unit : Compressed Size [Total No. of Files]


**Key:**  
**Data Area** Total backup data stored in the data area  
**Retention Area** Total backup data stored in the retention area. Old copies of updated or deleted backup files are retained here for the number of days specified by the retention policy of the

# Software Maintenance

Integrity Systems provides FREE software maintenance.

Customers will receive bug fixes and upgrades.

Upgrades are done remotely by Integrity Systems.



# Questions



Jason Forrester

Email: [Jason@IntegrityOK.com](mailto:Jason@IntegrityOK.com)

Phone: (405) 633-0048